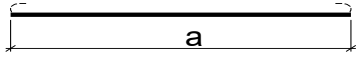
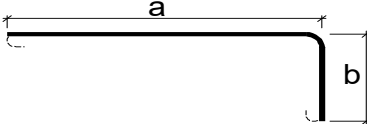
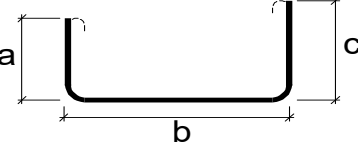
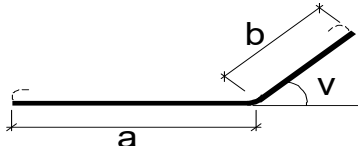
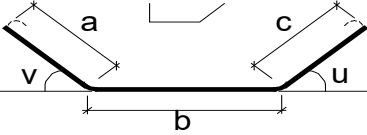
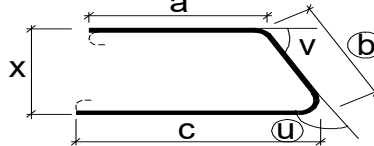
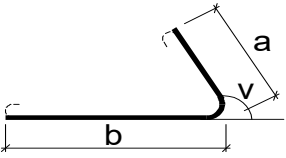
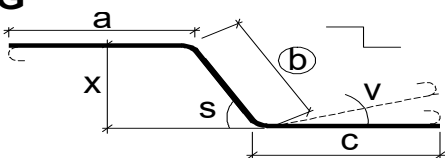
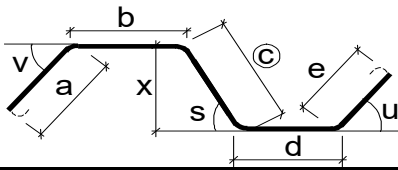
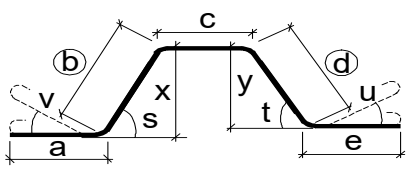
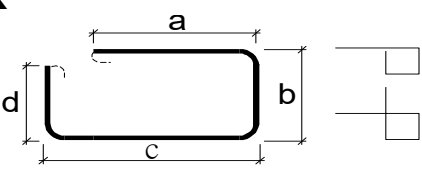
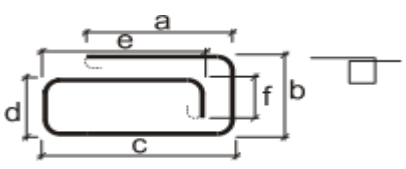
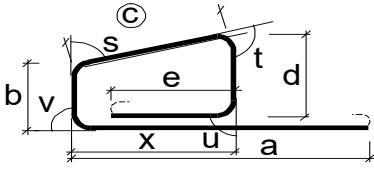
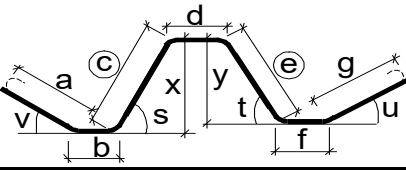
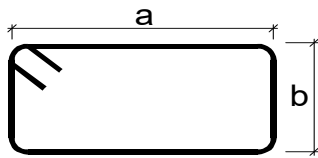
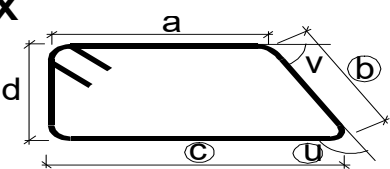

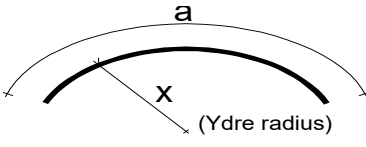
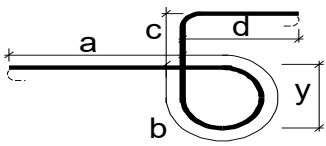
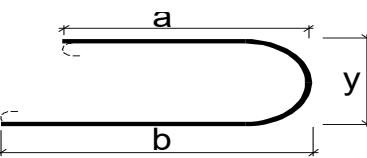
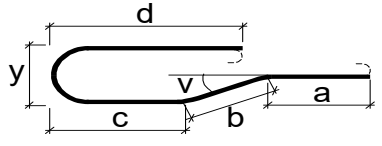
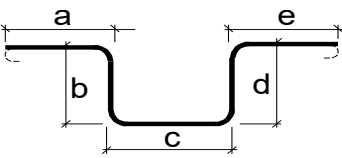
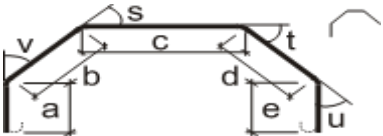
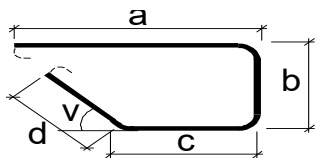


Typeblad for klippet og bukket armering

A 	B 	C 
D 	E 	EX 
F 	G 	H 
J 	K 	L 
LX 	M 	N 
NX 	O Spiral Sammentrykket  Antal omgange = X Stigning pr. omgang = y	Q 
R 	S 	SH 
T 	TX 	Z 

Mål i O (ringe) kan udregnes automatisk.

Ønskes der forankringskroge som angivet med stiplede angives L under kroge i bukke-skemaet.

Ønskes forankringskroge modsat det stiplede angives M under kroge i bukke-skemaet.

Ønskes forskellige forankringskroge i enderne markeres først venstre ende med M eller L og derefter højre ende med M eller L (ex. LM)

Alle mål er udvendige mål. Mål opgives i mm, og vinkler i grader.